

**Modular Cooking Range Line  
 thermaline 90 - 2 X 5 lt Wells  
 Freestanding Electric Pasta Cooker, 1  
 Side, H=800**

ITEM # \_\_\_\_\_

MODEL # \_\_\_\_\_

NAME # \_\_\_\_\_

SIS # \_\_\_\_\_

AIA # \_\_\_\_\_



**589447 (MCKAFADDAO)**

5+5lt electric Pasta Cooker,  
 one-side operated

### Short Form Specification

**Item No.** \_\_\_\_\_

Unit constructed according to DIN 18860\_2 with 20 mm drop nose top and 70 mm recessed plinth. Internal frame for heavy duty sturdiness in stainless steel. 2 mm top in 1.4301 (AISI 304). Flat surface construction, easily cleanable. THERMODUL connection system enables seamless worktop when units are connected and avoids soil penetrating. Appliance which can also be used to cook noodles of every kind, rice, dumplings and vegetables. Water basin in 1.4435 (AISI 316L) stainless steel, with automatic constant water level re-fill and water temperature regulation via sensors. Integrated drip tray to drain baskets. Compatible with automatic basket lifting system to facilitate lifting operations. Safety systems and automatic low-water level shut-off protect against overheating. All-round basin raised edges to protect against soil infiltration. Standby function saves energy and quickly recovers maximum power. Metal knobs with embedded hygienic silicon "soft" grip enable easier handling and cleaning. IPX5 water resistant certification.

Configuration: Freestanding, One-side operated.

### Main Features

- All major components may be easily accessed from the front.
- THERMODUL connection system creates a seamless work top when units are connected to each other thus avoiding soil penetrating vital components and facilitating the removal of units in case of replacement or service.
- Metal knobs with embedded hygienic "soft-touch" grip for easier handling and cleaning. The special design of the controls prevents infiltration of liquids or soil into vital components.
- Constant water level refill.
- Automatic low-water level shut-off: no accidental over-heating.
- In addition to cooking pasta, the appliance can be used for noodles of every kind, rice, dumplings and vegetables.
- Easy to clean basin with rounded corners.
- Large visible digital display manufactured in tempered glass to resist heat and chemicals, showing temperatures or power settings. The display also shows on/off status of the appliance and on/off status of the heating elements.
- Raised edge all around the well to protect from infiltration of dirt from worktop.
- Safety systems protect against overtemperature and can be manually reset.
- Automatic water re-fill regulated by water level sensor at maximum volume.
- Water temperature controlled by electronic sensor and can be selected using 5 power levels.

### Construction

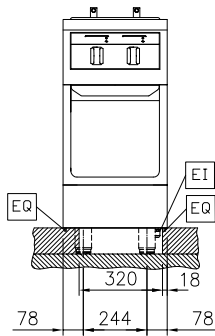
- 2 mm top in 1.4301 (AISI 304).
- Unit constructed according to DIN 18860\_2 with 20 mm drop nose top and 70 mm recessed plinth.
- Flat surface construction with minimal hidden areas to easily clean all surfaces
- Water basin in 1.4435 (AISI 316L) stainless steel is seamlessly welded into the top of the appliance.
- IPX5 water resistance certification.
- Internal frame for heavy duty sturdiness in stainless steel.

### Sustainability

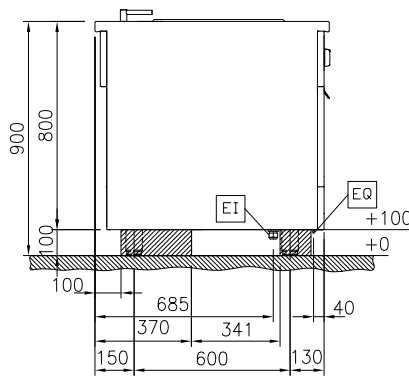
- Standby function for energy saving and fast recovery of maximum power.

**APPROVAL:** \_\_\_\_\_

Front

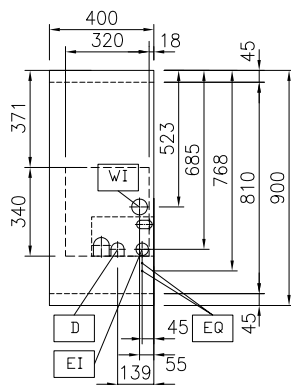


Side



D = Drain  
 EI = Electrical inlet (power)  
 EQ = Equipotential screw  
 WI = Water inlet

Top



### Electric

Supply voltage: 400 V/3N ph/50/60 Hz  
 Total Watts: 5 kW

### Water:

Incoming Cold/hot Water line size: 3/4"  
 Drain line size: 1"

### Key Information:

Number of wells: 2  
 Usable well dimensions (width): 140 mm  
 Usable well dimensions (height): 225 mm  
 Usable well dimensions (depth): 345 mm  
 Well capacity: 4 lt MIN; 5 lt MAX  
 Thermostat Range: 40 °C MIN; 90 °C MAX  
 External dimensions, Width: 400 mm  
 External dimensions, Depth: 900 mm  
 External dimensions, Height: 800 mm  
 Net weight: 65 kg

Configuration: On Base; One-Side Operated

### Sustainability

Current consumption: 7.2 Amps

## Optional Accessories

- |  |            |                          |   |            |                          |
|--|------------|--------------------------|---|------------|--------------------------|
| • Connecting rail kit, 900mm   | PNC 912502 | <input type="checkbox"/> | • Endrail kit, flush-fitting, for back-to-back installation, right                                | PNC 913256 | <input type="checkbox"/> |
| • Stainless steel side panel, 900x800mm, freestanding  | PNC 912511 | <input type="checkbox"/> | • Side reinforced panel only in combination with side shelf, for freestanding units               | PNC 913259 | <input type="checkbox"/> |
| • Portioning shelf, 400mm width  | PNC 912522 | <input type="checkbox"/> | • Side reinforced panel only in combination with side shelf, for back-to-back installations, left | PNC 913277 | <input type="checkbox"/> |
| • Portioning shelf, 400mm width  | PNC 912552 | <input type="checkbox"/> | • Side reinforced panel only in combination with side shelf, for back-to-back installation, right | PNC 913278 | <input type="checkbox"/> |
| • Folding shelf, 300x900mm   | PNC 912581 | <input type="checkbox"/> | • Filter W=400mm  | PNC 913663 | <input type="checkbox"/> |
| • Folding shelf, 400x900mm   | PNC 912582 | <input type="checkbox"/> | • Electric mainswitch 25A 4mm <sup>2</sup> NM for modular H800 electric units (factory fitted)    | PNC 913676 | <input type="checkbox"/> |
| • Fixed side shelf, 200x900mm  | PNC 912589 | <input type="checkbox"/> |   |            |                          |
| • Fixed side shelf, 300x900mm  | PNC 912590 | <input type="checkbox"/> |   |            |                          |
| • Fixed side shelf, 400x900mm  | PNC 912591 | <input type="checkbox"/> |   |            |                          |
| • Stainless steel front kicking strip, 400mm width   | PNC 912594 | <input type="checkbox"/> |   |            |                          |
| • Stainless steel side kicking strips left and right, freestanding, 900mm width  | PNC 912621 | <input type="checkbox"/> |   |            |                          |
| • Stainless steel side kicking strips left and right, back-to-back, 1810mm width   | PNC 912627 | <input type="checkbox"/> |   |            |                          |
| • Stainless steel plinth, freestanding, 400mm width  | PNC 912916 | <input type="checkbox"/> |   |            |                          |
| • Connecting rail kit: modular 90 (on the left) to ProThermetic tilting (on the right), ProThermetic stationary (on the left) to ProThermetic tilting (on the right) | PNC 912975 | <input type="checkbox"/> |   |            |                          |
| • Connecting rail kit: modular 80 (on the right) to ProThermetic tilting (on the left), ProThermetic stationary (on the right) to ProThermetic tilting (on the left) | PNC 912976 | <input type="checkbox"/> |   |            |                          |
| • 2 baskets for 2x5lt pasta cooker   | PNC 913034 | <input type="checkbox"/> |   |            |                          |
| • Endrail kit, flush-fitting, left   | PNC 913111 | <input type="checkbox"/> |   |            |                          |
| • Endrail kit, flush-fitting, right  | PNC 913112 | <input type="checkbox"/> |   |            |                          |
| • Lid for 2x5lt pasta cooker   | PNC 913150 | <input type="checkbox"/> |   |            |                          |
| • False bottom for 2x5lt pasta cooker basket   | PNC 913158 | <input type="checkbox"/> |   |            |                          |
| • Endrail kit (12.5mm) for thermaline 90 units, left   | PNC 913202 | <input type="checkbox"/> |   |            |                          |
| • Endrail kit (12.5mm) for thermaline 90 units, right  | PNC 913203 | <input type="checkbox"/> |   |            |                          |
| • Stainless steel side panel, left, H=800, flush   | PNC 913224 | <input type="checkbox"/> |   |            |                          |
| • Stainless steel side panel, left, H=800, flush   | PNC 913225 | <input type="checkbox"/> |   |            |                          |
| • T-connection rail for back-to-back installations without backsplash (to be ordered as S-code)  | PNC 913227 | <input type="checkbox"/> |   |            |                          |
| • Insert profile d=900   | PNC 913232 | <input type="checkbox"/> |   |            |                          |
| • Energy optimizer kit 14A - factory fitted  | PNC 913244 | <input type="checkbox"/> |   |            |                          |
| • Endrail kit, (12.5mm), for back-to-back installation, left   | PNC 913251 | <input type="checkbox"/> |   |            |                          |
| • Endrail kit, (12.5mm), for back-to-back installation, right  | PNC 913252 | <input type="checkbox"/> |   |            |                          |
| • Endrail kit, flush-fitting, for back-to-back installation, left  | PNC 913255 | <input type="checkbox"/> |   |            |                          |